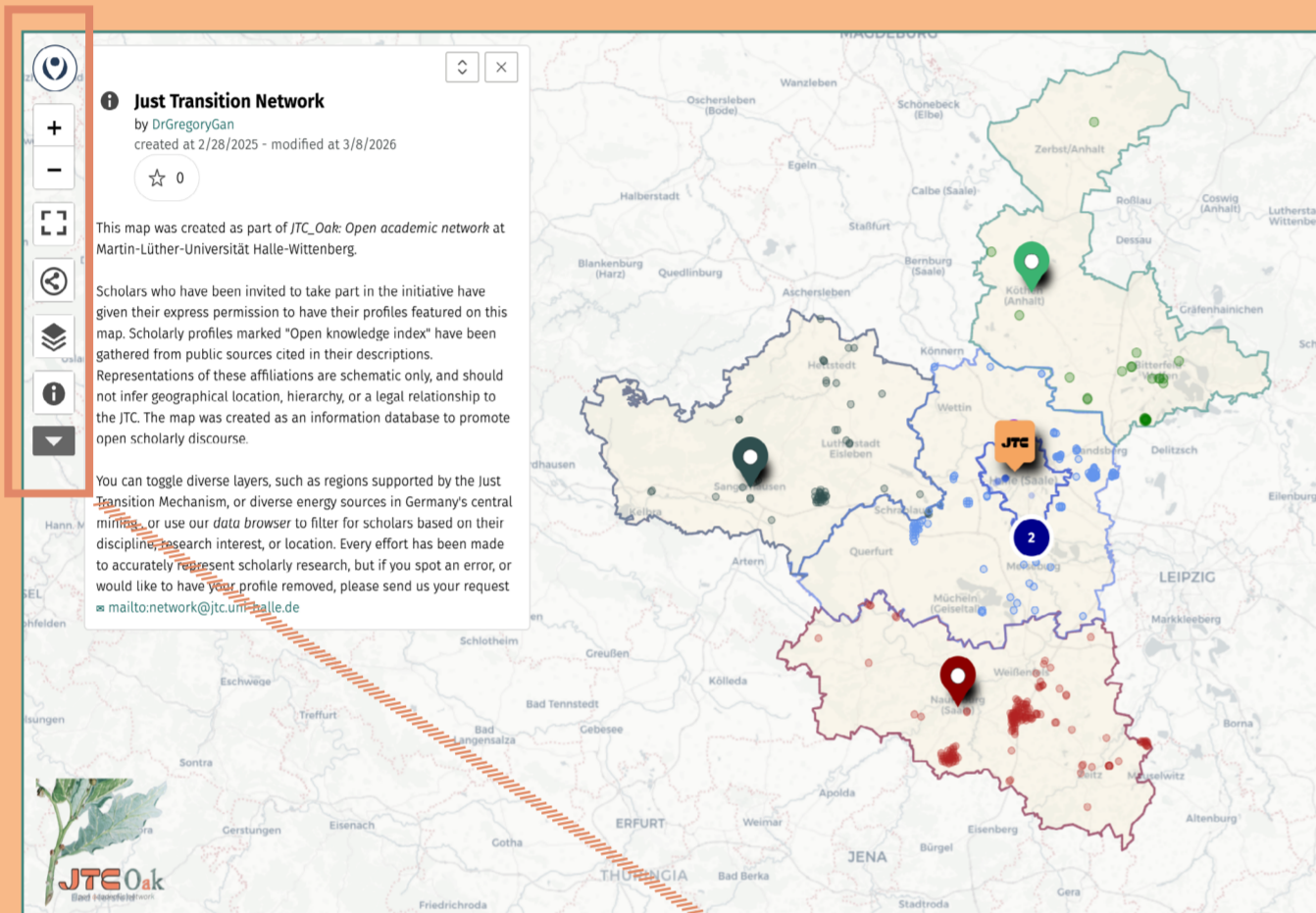


How to use *JTE_Oak: Open Academic Network* map and database (🗺️)

- This open-source map represents JTC research: pillars, teams & individual scholars, members of the JTC Open Academic Network, and a database of scholars researching just transition around the world. It was created by [Dr. Gregory Gan](#) with assistance from Milan Harms and Susanna Rütz

Default map view representing JTC research regions



Scholar profiles

- Each scholar has their own profile, complete with photo, description, discipline, branch, and keywords.



Browsing the Map

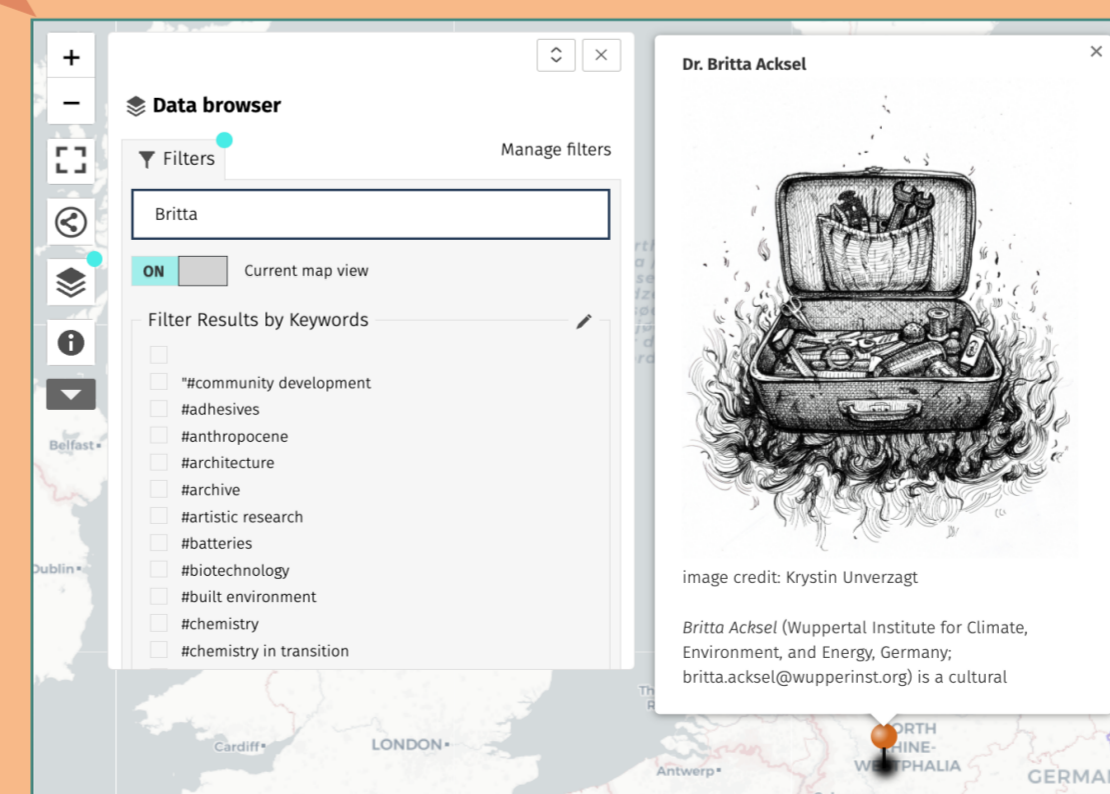
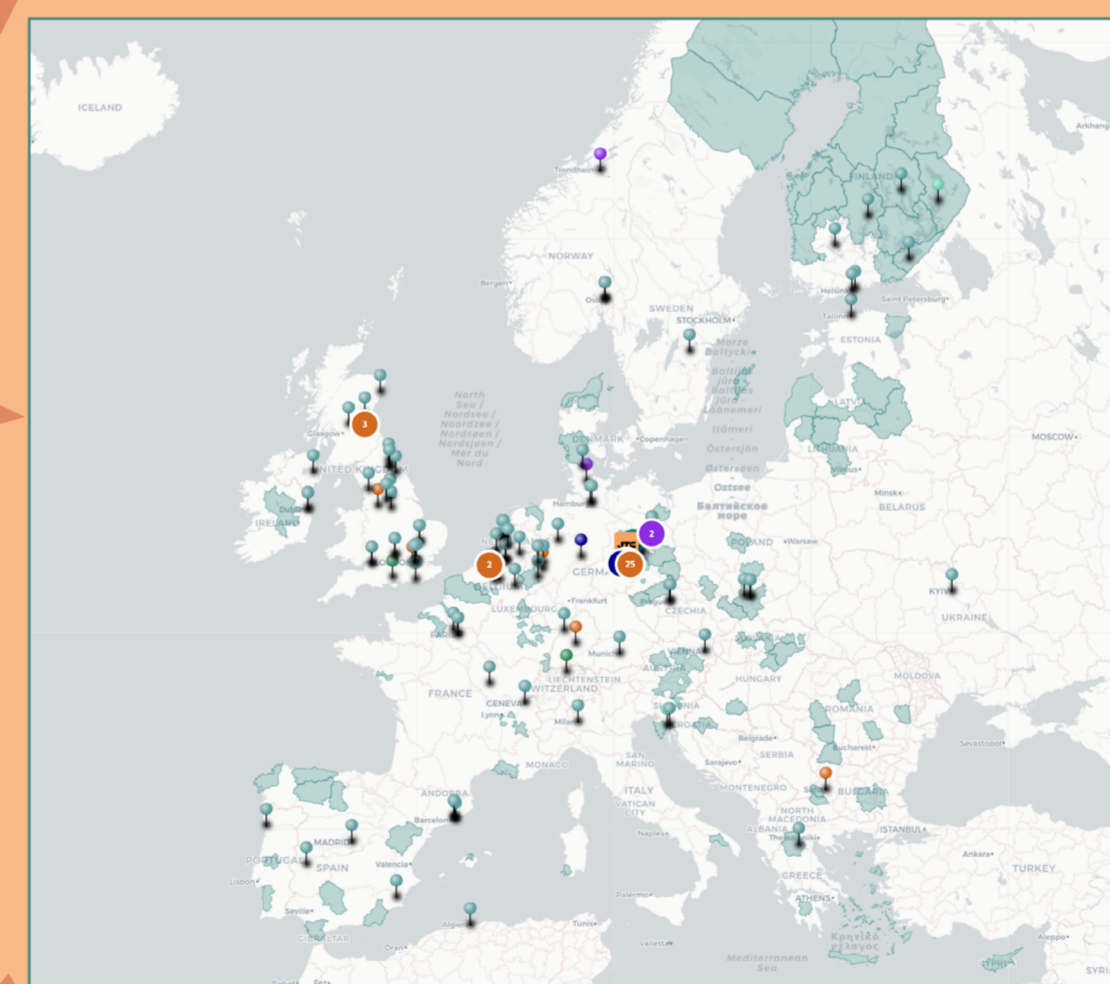
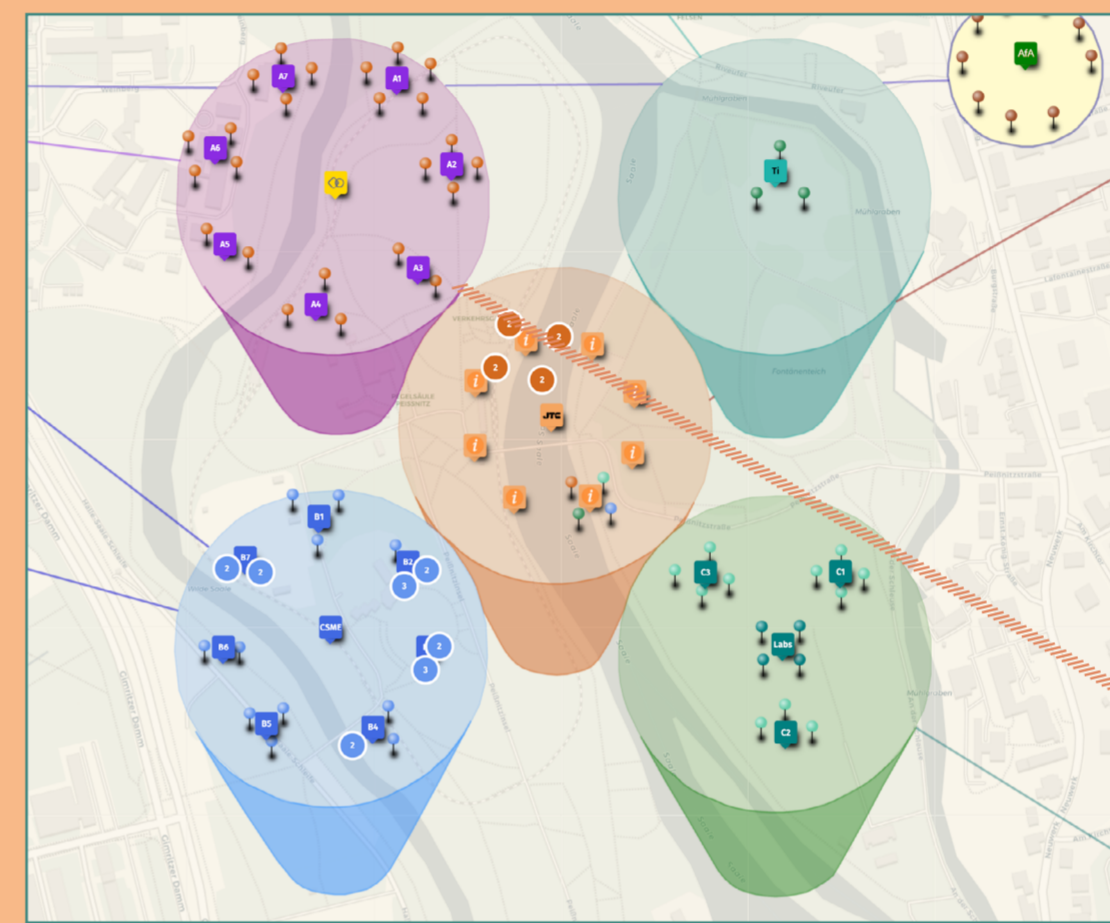
- Use the menu on the left side of the screen to discover various features of the map. You can also use your trackpad/mouse wheel to navigate.
- Each JTC Revier of Germany's Central Mining Region is color-coded, and small dots represent various forms of energy infrastructure with data supplied by OpenStreetMap.
- Each marker on the map is interactive, and brings up its own pop-up menu.



- +** Zoom in
- Zoom out
- ⌘** Full screen
- 🔗** Share
- 🗨️** Browser
- 📄** Credits

Browsing layers; keywords, research location, and discipline search

- You can browse, focus, or turn on/off different layers in the data browser menu, or use the search function in the Filters menu.
- Below each scholars' name and description, you will discover profiles categorized by branch, discipline, keywords, and research location. You can query these results in the search bar, or by finding appropriate checkboxes in the menu.
- We've reduced the number of keywords to improve our search function, and to promote interdisciplinary dialogue.
- If you spot any errors, would like any information about you modified, or would like to suggest additional names for the network, please contact network@jtc.uni-halle.de



- Different coloured pins represent scholars from different pillars:

 - Social sciences** are orange
 - Natural sciences** are blue
 - Legal scholars** are light green
 - Applied scholars** are dark green
 - Artistic researchers** are violet
 - Open scholar index** is represented by teal. This is an open database of scholars we found researching Just Transition themes. Note that this feature needs to be activated in the data browser menu (🗨️), since it is turned off by default.

- Data on **Just Transition regions** has been supplied by the European Commission. Note that this feature also needs to be activated (🗨️), since it is turned off by default.